

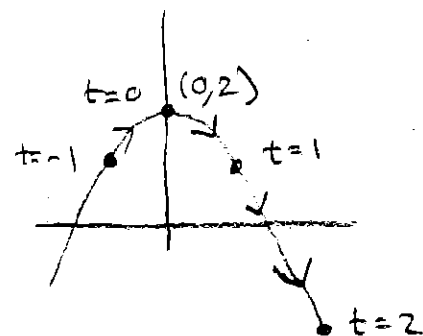
2D Examples

Eliminate the parameters

1. $x = t, y = 2 - t^2$

\Downarrow
 $t = x \Rightarrow y = 2 - x^2$ PATH OF MOTION

t	x	y
0	0	2
1	1	1
2	2	-2
-1	-1	1



13.1: Intro to 3D Vector Curves

To visualize 3D-curves, we start by
 Step 1: Find surface/path of motion.

Step 2: Plot points.

2. $x = 3 \cos(4t), y = 4 \sin(4t)$

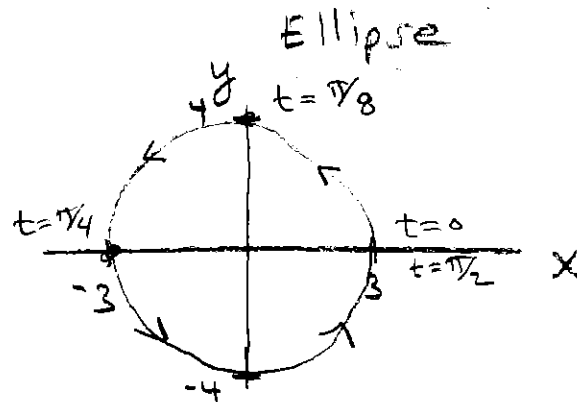
$(\cos(\theta))^2 + (\sin(\theta))^2 = 1$ ALWAYS!

NOTE: $\cos(4t) = \frac{x}{3}$ AND $\sin(4t) = \frac{y}{4}$

$\Rightarrow \left(\frac{x}{3}\right)^2 + \left(\frac{y}{4}\right)^2 = 1$

$\frac{x^2}{9} + \frac{y^2}{16} = 1$

t	x	y
0	3	0
$\pi/8$	0	4
$\pi/4$	-3	0
$3\pi/8$	0	-4



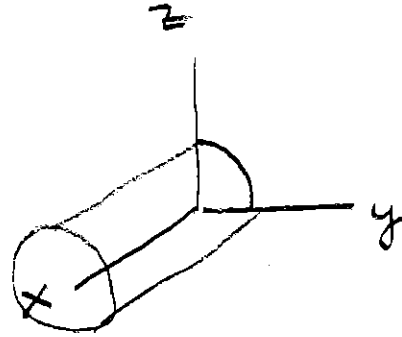
3D Example

$$x = t, y = \cos(2t), z = \sin(2t)$$

\Leftrightarrow
 $t = x \Rightarrow \begin{cases} y = \cos(2x) \\ z = \sin(2x) \end{cases} \left. \begin{array}{l} \text{CURVE IS ON INTERSECTION OF THESE} \\ \text{TWO SINUSOIDAL CYLINDERS} \end{array} \right\} \text{NOT VERY HELPFUL}$

$$\underbrace{(\cos(2x))^2 + (\sin(2x))^2}_{= 1} = 1 \quad \text{ALWAYS!}$$

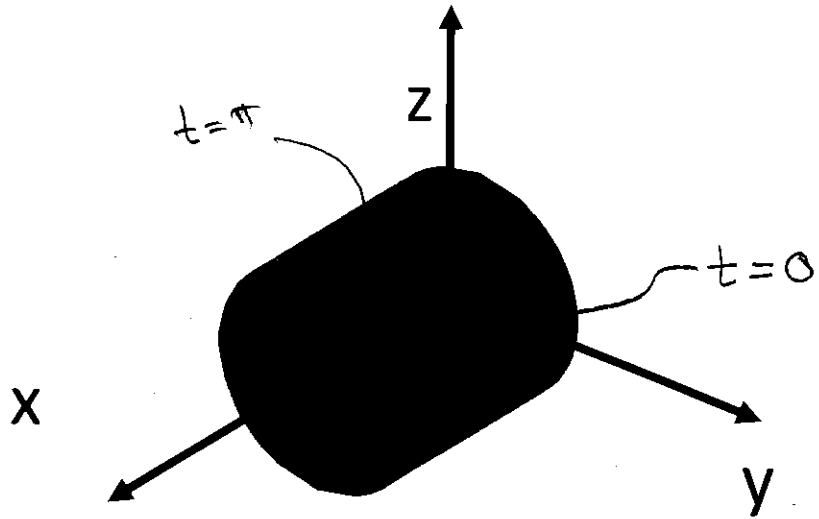
$\Rightarrow \boxed{y^2 + z^2 = 1}$ CIRCULAR CYLINDER IN X-DIRECTION
← SURFACE OF MOTION!



Example: All pts given by the equations

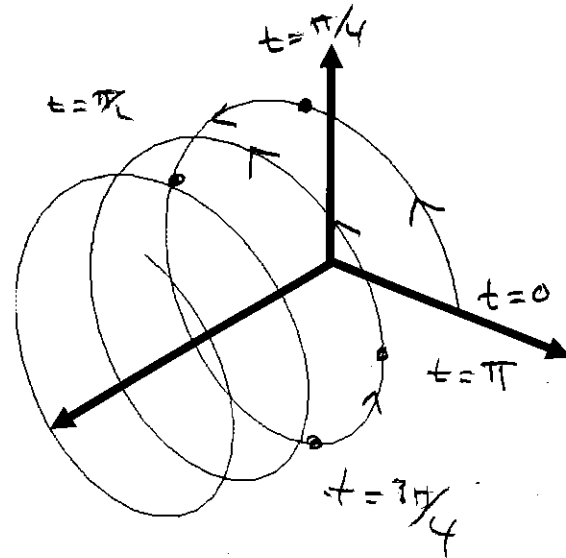
$$x = t, y = \cos(2t), z = \sin(2t)$$

are on the cylinder: $y^2 + z^2 = 1$.



Now plot points!

t	x	y	z
0	0	1	0
$\pi/4$	$\pi/4$	0	1
$\pi/2$	$\pi/2$	-1	0
$3\pi/4$	$3\pi/4$	0	-1
π	π	1	0



Another 3D Examples

$$x = t \cos(t), y = t \sin(t), z = t$$

$$\begin{aligned} \Downarrow \\ t = z \Rightarrow \left. \begin{aligned} x &= z \cos(z) \\ y &= z \sin(z) \end{aligned} \right\} \text{ON INTERSECTION} \\ \text{OF THESE CYLINDERS} \end{aligned}$$

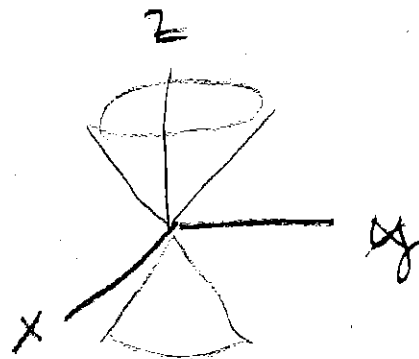
$$\cos(z) = \frac{x}{z}, \quad \sin(z) = \frac{y}{z}$$

$$(\cos(z))^2 + (\sin(z))^2 = 1 \quad (\text{ALWAYS})$$

$$\Rightarrow \left(\frac{x}{z}\right)^2 + \left(\frac{y}{z}\right)^2 = 1$$

$$\Rightarrow \frac{x^2}{z^2} + \frac{y^2}{z^2} = 1 \Rightarrow \boxed{x^2 + y^2 = z^2}$$

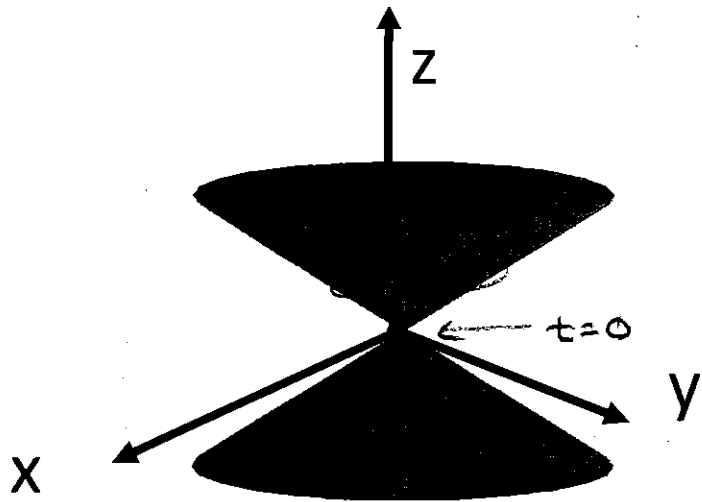
CONE! SURFACE OF MOTION



Example: All pts given by the equations

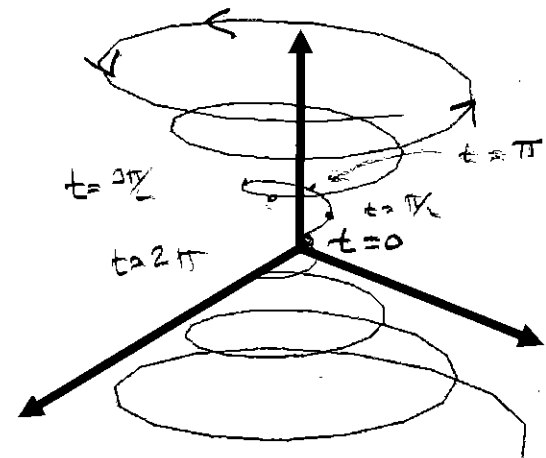
$$x = t \cos(t), y = t \sin(t), z = t$$

are on the cone $z^2 = x^2 + y^2$.



Now plot points!

t	x	y	z
0	0	0	0
$\frac{\pi}{2}$	0	$\frac{\pi}{2}$	$\frac{\pi}{2}$
π	$-\pi$	0	π
$\frac{3\pi}{2}$	0	$-\frac{3\pi}{2}$	$\frac{3\pi}{2}$
2π	2π	0	2π



Intersection issues

For all intersection questions,
combine the conditions

(a) *Intersecting a curve and surface.*

Combine conditions

Example:

Find all intersections of

$$x = t, y = \cos(\pi t), z = \sin(\pi t)$$

with the surface

$$x^2 - y^2 - z^2 = 3.$$

$$t^2 - \cos^2(\pi t) - \sin^2(\pi t) \stackrel{?}{=} 3$$

$$t^2 - \underbrace{(\cos^2(\pi t) + \sin^2(\pi t))}_1 = 3$$

$$t^2 - 1 = 3$$

$$t^2 = 4$$

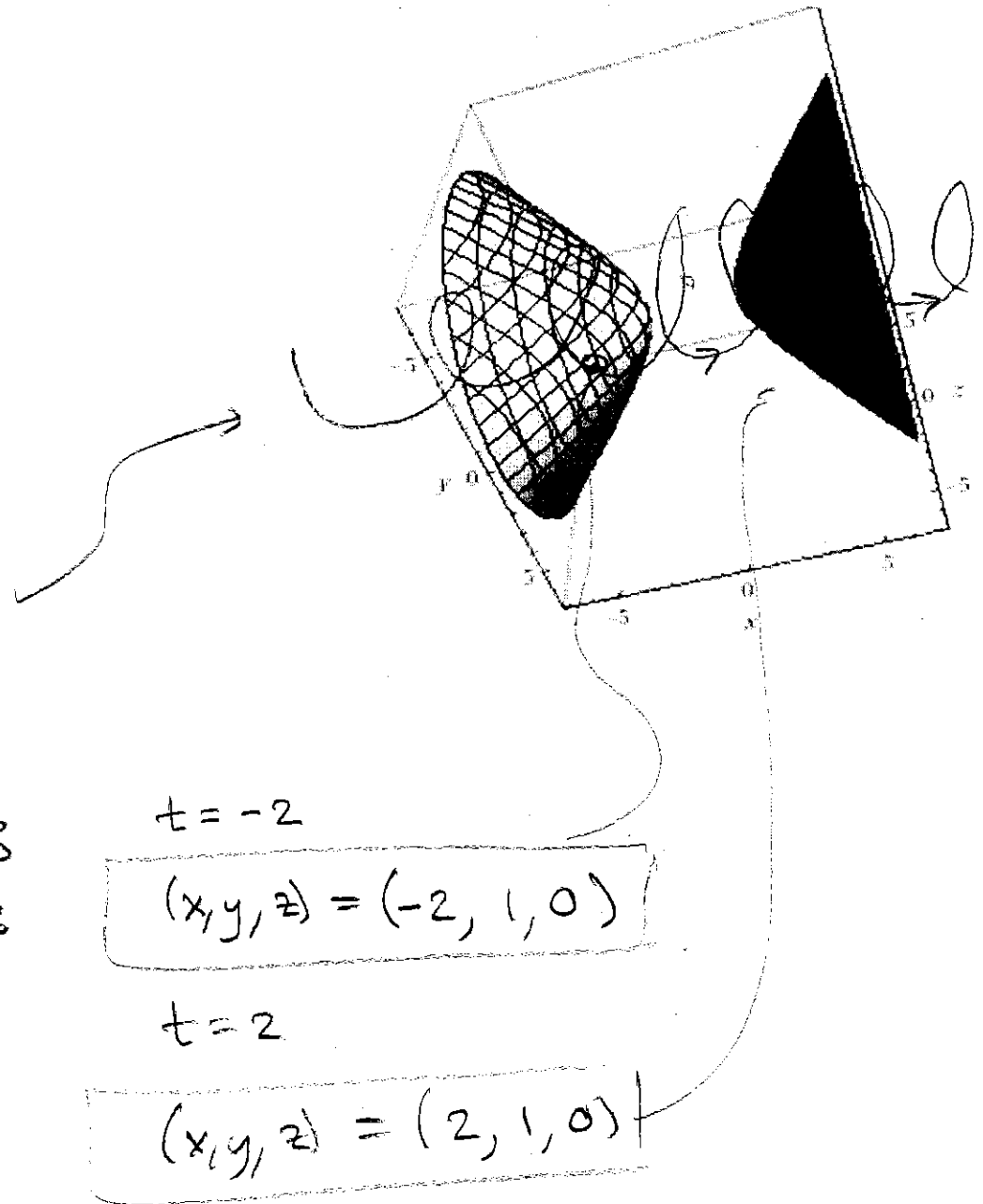
$$t = \pm 2$$

$$t = -2$$

$$(x, y, z) = (-2, 1, 0)$$

$$t = 2$$

$$(x, y, z) = (2, 1, 0)$$



(b) **Intersecting two curves.**

Use two different parameters!!!

Combine conditions.

We say the objects **collide** if the intersection happens at the same parameter value (i.e. same time).

Example:

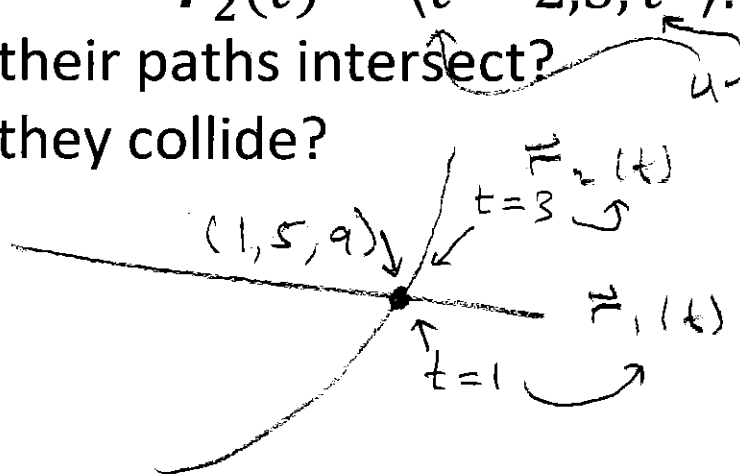
Two particles are moving according to

$$\mathbf{r}_1(t) = \langle t, 5t, 9 \rangle, \text{ and}$$

$$\mathbf{r}_2(t) = \langle t - 2, 5, t^2 \rangle.$$

Do their paths intersect?

Do they collide?



① $t = x \stackrel{?}{=} u - 2$

② $5t = y \stackrel{?}{=} 5 \Leftrightarrow t = 1$

③ $9 = z \stackrel{?}{=} u^2 \Leftrightarrow u = \pm 3$

NEED ALL THREE EQUAL!

$t=1, u=-3$ DOES NOT WORK FOR ALL THREE
 $1 = x \neq (-3) - 2$

$t=1, u=3$ DOES WORK FOR ALL THREE
 $1 = x = 3 - 2$ ✓
 $5(1) = y = 5$ ✓
 $9 = z = (3)^2$ ✓

THE PATHS INTERSECT AT

$$\boxed{(1, 5, 9)}$$

WHEN $t=1$ FOR $\mathbf{r}_1(t)$ AND

$u = t = 3$ FOR $\mathbf{r}_2(t)$

THEY DO NOT COLLIDE THEY REACH

THIS POINT AT DIFFERENT TIMES.

(c) **Intersecting two surfaces.**

Answer will be a 3D curve.

To parameterize the curve:

Let one variable be t . Solve for others in terms of t .

OR

For circle/ellipse try

$$\frac{x^2}{a^2} + \frac{y^2}{b^2} = 1 \Leftrightarrow \begin{cases} x = a \cos(t) \\ y = b \sin(t) \end{cases}$$

Examples

1. Find *any* parametric equations that describe the curve of intersection of

$$z = 2x + y^2 \quad \text{and} \quad \underbrace{z = 2y}$$

ALL IN TERMS OF y

$$\text{Let } y = t \quad \left(\text{OR ANY OTHER FUNCTION} \right)$$

$$\Rightarrow z = 2t$$

$$\Rightarrow 2t = 2x + t^2$$

$$\text{So } \begin{aligned} 2x &= 2t - t^2 \\ x &= t - \frac{1}{2}t^2 \end{aligned}$$

$$\boxed{\begin{aligned} x &= t - \frac{1}{2}t^2 \\ y &= t \\ z &= 2t \end{aligned}}$$

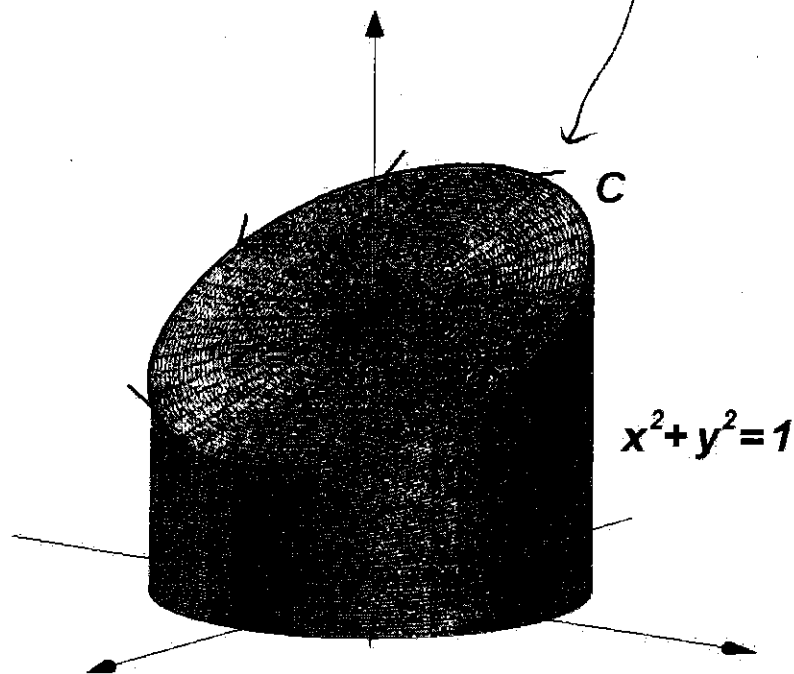
} ONE PARAMETERIZATION FOR CURVE OF INTERSECTION

2. Find *any* parametric equations that describe the curve of intersection of

$$x^2 + y^2 = 1 \text{ and } z = 5 - x$$

$$\begin{aligned} x &= \cos(t) \\ y &= \sin(t) \\ \Rightarrow z &= 5 - \cos(t) \end{aligned}$$

ONE
PARAMETERIZATION



3. Find *any* parametric equations that describe the curves of intersection of

$$x^2 + y^2 + z^2 = 1 \text{ and } z^2 = x^2 + y^2$$

SPHERE CONE

COMBINE FIRST

$$x^2 + y^2 + (x^2 + y^2) = 1$$

$$\Rightarrow 2x^2 + 2y^2 = 1$$

$$\Rightarrow x^2 + y^2 = \frac{1}{2} \quad \Leftrightarrow \text{CIRCLE}$$

$$x = \frac{1}{\sqrt{2}} \cos(t)$$

$$y = \frac{1}{\sqrt{2}} \sin(t)$$

$$z^2 = \frac{1}{2} \Rightarrow z = \pm \frac{1}{\sqrt{2}}$$

TWO CURVES

$$\begin{aligned} x &= \frac{1}{\sqrt{2}} \cos(t) \\ y &= \frac{1}{\sqrt{2}} \sin(t) \\ z &= \pm \frac{1}{\sqrt{2}} \end{aligned}$$

